


## Should I Be Worried About Contaminants?

All sources of drinking water are subject to potential contamination by constituents that are naturally occurring or manmade. Those constituents can be microbes, organic or inorganic chemicals, or radioactive materials. All drinking water, including bottled water, may reasonably be expected to contain at least small amounts of some contaminants. The presence of contaminants does not necessarily indicate that the water poses a health risk. More information about contaminants and potential health effects can be obtained by calling the Environmental Protection Agency's Safe Drinking Water Hotline at 1-800-426-4791.

MCLs are set at very stringent levels. To understand the possible health effects described for many regulated constituents, a person would have to drink 2 liters of water every day at the MCL level for a lifetime to have a one-in-a-million chance of having the described health effect.

Some people may be more vulnerable to contaminants in drinking water than the general population. Immunocompromised persons such as persons with cancer undergoing chemotherapy, persons who have undergone organ transplants, people with HIV/AIDS or other immune system disorders, some elderly, and infants can be particularly at risk from infections. These people should seek advice from their health care providers about drinking water. EPA/CDC guidelines on appropriate means to lessen the risk of infection by cryptosporidium and other microbiological contaminants are available from the Safe Drinking Water Hotline (800-426-4791).

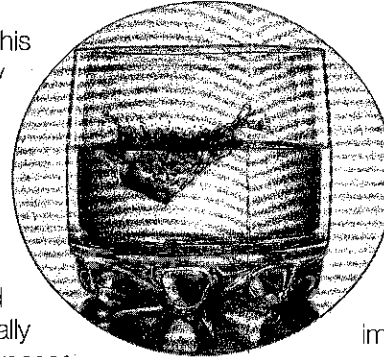


# Water Quality Report 2013

"We at Hooper Water Improvement District work around the clock to provide top quality water to every tap. We ask that all our customers help us protect our water sources, which are the heart of our community, our way of life and our children's future."

## Our Water Sources

We're pleased to present to you this year's Annual Drinking Water Quality Report. This report is designed to inform you about the quality of the water and services we deliver to you every day. Our constant goal is to provide you with a safe and dependable supply of drinking water. We want you to understand the efforts we make to continually improve the water treatment process and protect our water resources. We are committed to ensuring the quality of your water. Our water sources are both ground water and surface water. Our groundwater comes from Hooper Water Improvement District's Well #1, Well #2, Well #3 and we get treated surface water from Weber Basin.



## Source Protection

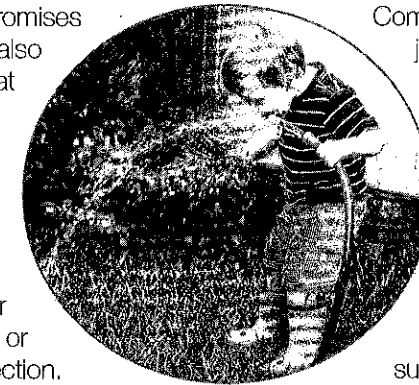
Hooper Water Improvement District has a Drinking Water Source Protection Plan that is available for review. It provides more information, such as potential sources of contamination and our source protection areas. Our sources are located in deep confined aquifer systems and are not susceptible to the problems associated with shallow aquifer systems. Because of this deep aquifer, it has been determined we have a low susceptible level to potential sources of contamination, such as septic tanks, roads, homes, etc. If you have any questions regarding source protection, you may contact the office to review our source protection plan.

## Join Us

If you want to learn more, you are welcome to attend any of our regularly scheduled meetings. They are held on the **second Tuesday of each month** beginning at **6:30 p.m.** at the District office at **5555 West 5500 South** in Hooper, Utah.

## Cross Connection

There are many connections to our water distribution system. When connections are properly installed and maintained, the concerns are very minimal. However, unapproved and improper piping changes or connections can adversely affect not only the availability, but also the quality of the water. A cross connection may let polluted water or even chemicals mingle into the water supply system when not properly protected. This not only compromises the water quality but can also affect your health. So, what can you do? Do not make or allow improper connections at your homes. Even that unprotected garden hose lying in the puddle next to the driveway is a cross connection. The unprotected lawn sprinkler system after you have fertilized or sprayed is also a cross connection. When the cross connection is allowed to exist at your home, it will affect you and your family first. If you'd like to learn more about helping to protect the quality of our water, call us for further information about ways you can help.



## Backflow Protection

Outside water taps and garden hoses tend to be the most common sources of cross-connection contamination at home. The garden hose creates a hazard when submerged in a swimming pool or when attached to a chemical sprayer for weed killing. Garden hoses that are left lying on the ground may be contaminated by fertilizers, cesspools or garden chemicals. Improperly installed valves in your toilet could also be a source of cross-connection contamination.

Community water supplies are continuously jeopardized by cross connections unless appropriate valves, known as backflow prevention devices, are installed and maintained. We have surveyed all industrial, commercial, and institutional facilities in the service area to make sure that all potential cross-connections are identified and eliminated or protected by a backflow preventer. We also inspect and test each backflow preventer to make sure that it is providing maximum protection. If you have any concerns or questions about Cross Connection, backflow prevention, or you would like more information about the different ways you can help protect your water supply, contact our office at 801-985-1991.

Designed By R.W.A.U.

## Contact Us

If you have any questions about this report or concerning your water utility, please contact **Scott Christiansen** at **801-985-1991**. We want our valued customers to be informed about their water utility.



**Hooper WID**  
5555 West 5500 South  
Hooper Utah  
ph: 801-985-1991

## Test Results

Hooper Water Improvement District routinely monitors for constituents in our drinking water in accordance with the Federal and Utah State laws. The following table shows the results of our monitoring for the period of January 1st to December 31st, 2013. All drinking water, including bottled drinking water, may be reasonably expected to contain at least small amounts of some constituents. It's important to remember that the presence of these constituents does not necessarily pose a health risk.

Contaminant	Violation Y/N	Level Detected ND/Low-High	Unit Measurement	MCLG	MCL	Date Sampled	Likely Source of Contamination
-------------	---------------	----------------------------	------------------	------	-----	--------------	--------------------------------

### Microbiological Contaminants

Total Coliform Bacteria	N	ND	N/A	0	Presence of coliform bacteria in 5% of monthly samples	2013	Naturally present in the environment
Fecal coliform and E. coli	N	ND	N/A	0	If a routine sample and repeat sample are total coliform positive, and one is also fecal coliform or E. coli positive	2013	Human and animal fecal waste
Turbidity for Surface Water	N	0.03-0.08	NTU	N/A	0.5 in at least 95% of the samples and must never exceed 5.0	2013	Soil Runoff (highest single measurement & the lowest monthly percentage of samples meeting the turbidity limits)

### Inorganic Contaminants

Antimony	N	ND-600	ppb	6	6	2013	Discharge from petroleum refineries; fire retardants; ceramics; electronics; solder
Arsenic	N	ND-1200	ppb	0	10	2013	Erosion of natural deposits; runoff from orchards; runoff from glass and electronics production wastes
Barium	N	80-330	ppb	2000	2000	2013	Discharge of drilling wastes; discharge from metal refineries; erosion of natural deposits
Copper a. 90% results b. # of homes that exceed the AL	N	a. 165 b. 0	ppt	1300000	AL=1300000	2010	Corrosion of household plumbing systems; erosion of natural deposits
Fluoride	N	200-1100	ppb	4000	4000	2013	Erosion of natural deposits; water additive which promotes strong teeth; discharge from fertilizer and aluminum factories
Lead a. 90% results b. # of homes that exceed the AL	N	a. 325 b. 0	ppt	0	AL=15000	2013	Corrosion of household plumbing systems, erosion of natural deposits
Nitrate (as Nitrogen)	N	ND-1600	ppb	10000	10000	2013	Runoff from fertilizer use; leaching from septic tanks, sewage; erosion of natural deposits
Selenium	N	ND-2100	ppt	50000	50000	2013	Discharge from petroleum and metal refineries; erosion of natural deposits; discharge from mines
Sodium	N	13900-61500	ppb	None set by EPA	None set by EPA	2013	Erosion of natural deposits; discharge from refineries and factories; runoff from landfills.
Sulfate	N	3-59	ppm	1000	1000	2013	Erosion of natural deposits; discharge from refineries and factories; runoff from landfills, runoff from cropland
TDS (Total Dissolved Solids)	N	208-416	ppm	2000	2000	2013	Erosion of natural deposits

### Disinfection By-products

THM (Total trihalomethanes)	N	4800-38400	ppt	0	80000	2013	By-product of drinking water disinfection
Haloacetic Acids	N	ND-23100	ppt	0	60000	2013	By-product of drinking water disinfection
Chlorine	N	400	ppb	4000	4000	2013	Water additive used to control microbes

### Radioactive Contaminants

Alpha emitters	N	1-0.5	pCi/l	0	15	2013	Erosion of natural deposits
Combined	N	0.6-1.0	pCi/l	0	5	2013	Erosion of natural deposits
Radium 226	N	ND-1	pCi/l	0	5	2010	Erosion of natural deposits

In the table to the left, you will find many terms and abbreviations you might not be familiar with. To help you better understand these terms we've provided the following definitions:

**Non-Detects (ND)**- laboratory analysis indicates that the constituent is not present.

**Parts per million (ppm) or Milligrams per liter (mg/l)**- one part per million corresponds to one minute in two years, or a single penny in \$10,000.

**Parts per billion (ppb) or Micrograms per liter (ug/l)**- one part per billion corresponds to one minute in 2,000 years, or a single penny in \$10,000,000.

**Picocuries per liter (pCi/L)**- picocuries per liter is a measure of the radioactivity in water.

**Action Level (AL)**- the concentration of a contaminant which, if exceeded, triggers treatment or other requirements which a water system must follow.

**Maximum Contaminant Level (MCL)**- The "Maximum Allowed" (MCL) is the highest level of a contaminant that is allowed in drinking water. MCLs are set as close to the MCLGs as feasible using the best available treatment technology.

**Maximum Contaminant Level Goal (MCLG)**- The "Goal" (MCLG) is the level of a contaminant in drinking water below which there is no known or expected risk to health. MCLGs allow for a margin of safety.

**Date**- Because of required sampling time frames i.e. yearly, 3 years, 4 years and 6 years, sampling dates may seem outdated.

If present, elevated levels of lead can cause serious health problems, especially for pregnant women and young children. Lead in drinking water is primarily from materials and components associated with service lines and home plumbing. Hooper Water Improvement District is responsible for providing high quality drinking water, but cannot control the variety of materials used in plumbing components. When your water has been sitting for several hours, you can minimize the potential for lead exposure by flushing your tap for 30 seconds to 2 minutes before using water for drinking or cooking. If you are concerned about lead in your water, you may wish to have your water tested. Information on lead in drinking water testing methods and steps you can take to minimize exposure is available from the safe Drinking Water Hotline or at <http://www.epa.gov/safewater/lead>